

Multi-Function Flashlights

The NSP-4600s are the best all-purpose flashlights on the market today. They are designed for applications where a brilliant white LED flashlight, a long run-time and a broad-beam floodlight make the work area easy to see. The 4620 & 4622 have the Nightstick exclusive Dual-Light functionality that combines a broad-beam floodlight and a focused flashlight beam, all in a compact package.

150 Lumen Flashlight
150 Lumen Floodlight
260 Lumen Dual-Light

100 Lumen Flashlight
80 Lumen Floodlight
160 Lumen Dual-Light

60 Lumen Flashlight
25 Lumen Floodlight

- Momentary or Constant-on flashlight
- Broad-beam floodlight
- **Two switch operation 4622 / 4620**
- **Long run-times**



NSP-4622B

NSP-4620B

NSP-4618B



Sharp Focus
Flashlight Beam

NIGHTSTICK

Life Depends on Light™

NSP 4600 series

Multi-Function Flashlights



NSP-4622B



NSP-4620B



NSP-4618B

FEATURES ALL MODELS

- CREE® LED technology flashlight • 50,000 hour life
- Floodlight LEDs • 35,000 hour life
- 3 sizes & light output for all applications
- Water resistant IP-X6
- Rugged engineered polymer housing
- Impact & chemical resistant
- Non-slip waffle grip • soft-touch finish
- Limited Lifetime Warranty*

FEATURES 4622 • 4620 • 4618

Flashlight Floodlight Dual-Light



NSP-4622B

- Two switch control & momentary or constant-on flashlight
- Full & half-power floodlight for extended run-time
- L 10.5in, D 1.13in x 1.5in, Wt 8.5oz

NSP-4620B

- Two switch control & momentary or constant-on flashlight
- Full & half-power floodlight for extended run-time
- L 9.0in, D 1.13in x 1.5in, Wt 7.8oz

Flashlight Floodlight



NSP-4618B

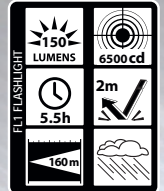
- Single switch control to select flashlight or floodlight
- L 4.7in, D 0.81in x 1.1in, Wt 2.2oz



Two-switch control

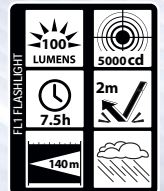
NSP-4622B PERFORMANCE

- Light output: 150 lumens flashlight CREE® LED technology
- 150 lumens floodlight at full-power, 100 at half-power
- 260 lumens dual-light
- Run-time hours: 5.5 flashlight, 4.0 floodlight at full, 7.0 floodlight at half, 3.0 dual-light



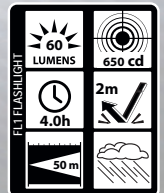
NSP-4620B PERFORMANCE

- Light output: 100 lumens flashlight CREE® LED technology
- 80 lumens floodlight at full-power, 50 at half-power
- 160 lumens dual-light
- Run-time hours: 7.5 flashlight, 8.0 floodlight at full, 15.5 floodlight at half, 4.0 dual-light



NSP-4618B PERFORMANCE

- Light output: 60 lumens flashlight CREE® LED technology
- 25 lumens floodlight
- Run-time hours: 4.0 flashlight, 4.0 floodlight



INCLUDED

NSP-4622B & NSP-4620B

- Flashlight
- Impact bumpers
- Four AA premium alkaline batteries

NSP-4618B

- Flashlight
- Metal pocket clip
- Two AAA premium alkaline batteries

4620/4622 ACCESSORIES



Safety Cones
(4620 / 4622)



Large Magnetic Base
(4620 / 4622)



Magnetic Stand
(4620 / 4622)

Model	Description	UPC 0 17398
NSP-4622B	150 Lumen	80190 4
NSP-4620B	100 Lumen	80189 8
NSP-4618B	60 Lumen	80118 1
1260-RCONE	Red cone	80085 3
1260-YCONE	Yellow cone	80086 0
1160-BASE	Large magnetic base	80026 6
1160-MSTAND	Magnetic stand	80101 0

Designed in the USA

*Limited Lifetime Warranty • Product is warranted to be free from defects in workmanship and materials for the lifetime of the original owner. Includes the housing, lenses, electronics and switches. Batteries, normal wear and abuse are excluded.