
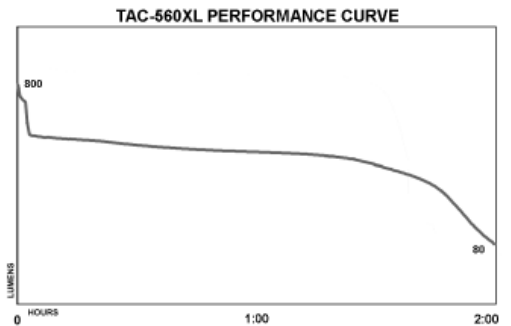







TAC-560XLLB

Xtreme Lumens™ Metal Multi-Function Tactical Flashlight - Rechargeable (light & battery only)

MARKET APPLICATIONS	Law enforcement, fire & rescue, industrial, security, hardware/tool, automotive, hunting/recreation.
DESCRIPTION	This compact rechargeable multi-function metal Xtreme Lumens™ tactical flashlight uses a CREE® LED rated at 800 lumens that works in conjunction with a high-efficiency deep parabolic reflector to create a usable beam rated at 205 meters. The tail-cap switch provides momentary or constant-on functionality, a set of user-selectable high, medium or low-brightness settings as well as a disorienting strobe. The housing and tail-cap are made from aircraft-grade 6061-T6 aluminum and have a Type 3 hard anodized finish. Power comes from a rechargeable Lithium-ion battery and includes the ability to run from a pair of CR-123 batteries (batteries not included) thanks to the optional CR-123 Battery Carrier. Meets requirements of NFPA-1971-8.6 (2013).
CASE MATERIAL	Aircraft-grade 6061-T6 Aluminum with a Type 3 Hard Anodized Finish - Black
DIMENSIONS	Length: 6.25 inches (159 mm) • Handle diameter: 1.035 inches (26 mm) • Head diameter: 1.25 inches (32 mm)
WEIGHT	Weight: 6.1 oz. (173 g) with battery installed.
LENS	Unbreakable polycarbonate with scratch resistant coating.
LIGHT SOURCE	Cree® LED. Impervious to shock with a 50,000 hour lifetime.
LIGHT OUTPUT	High - 800 lumens, Medium - 350 lumens, Low - 140 lumens, Strobe - 600 lumens
ON/OFF	Single Tail Cap Switch - Momentary or Constant-on Flashlight, High, Medium and Low-Brightness Flashlight, Strobe
RUN-TIME	High - 2 hours, Medium - 3.75 hours, Low - 8.75 hours, Strobe - 3.25 hours
BATTERY	2-cell, 6 Volt Lithium-ion battery pack
CHARGING	Optional charger is wall or vehicle mountable. Charges in 4 hours (typical) on 100 / 240 50/60 Hz or 12V DC.
FEATURES	<ul style="list-style-type: none"> • Super-bright Xtreme Lumens™ design • CREE® LED technology – 50,000+ hours LED • Momentary or constant-on plus 3 brightness levels & strobe • Sharp focused flashlight beam • High-efficiency deep parabolic reflector • Effective beam distance of 205 meters (over 670 feet) • Aircraft-grade 6061-T6 aluminum housing, bezel & tail-cap • Type 3 hard anodized finish • Non-slip grip • Large textured tail-switch • 1" Handle diameter • 1.25" Head diameter accepts 3rd party filters • Waterproof • Impact & chemical resistant • Meets requirements of NFPA-1971-8.6 (2013) • Serialized for personal identification • Powered by rechargeable Lithium-ion battery (included) • Includes light and battery only
WARRANTY	Limited Lifetime Warranty • Includes the LEDs, housing and lenses. Rechargeable batteries, chargers, switches, electronics and included accessories are warranted for a period of two years with proof of purchase. Disposable, non-rechargeable batteries are excluded from this warranty. Normal wear and failures which are caused by accidents, misuse, abuse, faulty installation and lightning damage are also excluded.
APPROVALS	
OPTIONAL ACCESSORIES	Wall or Vehicle Mounatable Charger, AC Power Supply, DC Power Supply, CR-123 Battery Carrier, Direct Wire Kit, Red or Yellow Safety Cones, and Holsters



FL 1 STANDARD	HIGH	MEDIUM	LOW
	800 LUMENS	350 LUMENS	140 LUMENS
	2h	3h 45min	8h 45min
	205m	157m	99m
	10765cd	6182cd	2460cd
	2m 1m		