

RECHARGEABLE

DUAL-LIGHT™ FLASHLIGHT

NSR-2522RM

**NIGHTSTICK**®  
Life Depends on Light™

**DUAL  
LIGHT™**  
TECHNOLOGY

### DUAL-LIGHT™

Dual-Light™ provides simultaneous **flashlight** and **floodlight** operation



An **soft, unfocused floodlight** is integrated into the housing, perfect for close-up illumination.

### DUAL SWITCHES

Easily operate **independent flashlight and floodlight**, or simultaneous in Dual Light™ mode.



**Dual body switches** are perfectly placed for easy one-handed operation, even with gloves.

**IP-X7  
WATER  
PROOF**

**HANDS-FREE  
INTEGRATED  
MAGNETS**



**Integrated magnets in handle base and the pocket clip** provide options for limitless hands-free usage.

FLY STANDARD	FLASH	FLOOD	DUAL-LIGHT
	250 LUMENS	140 LUMENS	350 LUMENS
	12h	12h	6h
	213m		
	12549cd		

CERTIFIED

CE

**350 LUMENS**

1-800-233-2155 • 1-469-326-9400 • [nightstick.com](http://nightstick.com)

© 2020 Bayco Products Inc. Items shown are intended as a visual representation for informational purposes only and are subject to change without notice. Visit [nightstick.com](http://nightstick.com) for product updates.

# DUAL-LIGHT™ FLASHLIGHT

## RECHARGEABLE

### ITEM NUMBER/UPC

NSR-2522RM- 017398804868

### CERTIFICATIONS

- CE

### CASE MATERIAL

- Polymer

### LUMENS/RUNTIME

#### SPOTLIGHT

- HIGH: 250L, 12 hrs. runtime

#### FLOODLIGHT

- HIGH: 140L, 12 hrs. runtime

#### DUAL-LIGHT

- HIGH: 350L, 6 hrs. runtime

### CANDELA

- HIGH: 12,549

### BEAM DISTANCE

- HIGH: 213m

### WATER RATING

- IP-X7 Waterproof

### DROP RATING

- 2 meters

### DIMENSIONS

- LENGTH: 7.4 in (187 mm)

- HANDLE DIAMETER: 1.7 x 1.3 in (43 x 33 mm)

- BEZEL DIAMETER: 2.1 in (53 mm)

- WEIGHT: 10.2 oz (290 g)

### BATTERY

- Integrated li-ion battery

### WARRANTY

- 1 Year limited warranty







### WHAT'S INCLUDED

- Light with li-ion rechargeable battery

- Charger with AC & DC power supply

- Lanyard

- Instruction manual

FL 1 STANDARD	FLASH	FLOOD	DUAL-LIGHT
	250 LUMENS	140 LUMENS	350 LUMENS
	12h	12h	6h
	213m		
	12549cd		
			
			
CERTIFIED			
CE			